



VAMPtv
vamptv.com.au
CREATIVE ENERGY ONLINE



Series 5 Episode 57

Warning: Aboriginal and Torres Strait Islander readers should be aware that this document may contain images or names of people who have since passed away. Teachers should use discretion and sensitivity when using this content with their students.

Note to teachers:

As always, we are looking for feedback from teachers to ensure that these notes are providing genuine learning opportunities for students. We would also love input from teachers. If you have any suggestions for activities, or activities you have come up with for your class, please get in touch with us.

VAMPtv – Production team.

Rod Balaam
VAMPtv School Liaison
Rodney.Balaam@ntschoools.net

EP57 - <http://web.ntschoools.net/w/NTMS/Pages/Episodes.aspx?pbs=57&pid=5>

Makulkul - Wadeye	Goanna Dreaming - Elliott	Literacy - chronology
Tribal voice, chords, lyrics	Goanna, pattern design	Stop motion, storyboard
Vamptv news	Centralian Senior College	CSC, Harmony, banners
Can you Dance, Epenarra	Gangnam Ampilatwatja	Yirrkala, Yothu Yindi
This is our Land, Kalkaringi	Barkly Regional Council	Desert Culture

ACTIVITIES TO DO ON YOUR OWN (OR WITH A FRIEND!)

This new song from Wadeye highlights factors such as nutrition, physical activity, hygiene and being smoke free for a healthy heart. **Makulkul** means **Heart** in the Murrin-patha language spoken in Wadeye. The song also introduces signs that students should be aware of in relation to rheumatic fever, which affects the heart.

Rheumatic fever affects the heart and can develop from sores on the skin. Sore throat, elbows and knees can be an indication of Rheumatic fever.

<http://www.rhdaustralia.org.au/families-community/what-rheumatic-fever>



Makulkul Heart

w a s h k y p k c a p
s m o k e f r e e f b
d e e f r e s h v m s
b r o x z f r u i t o
j n u t r i t i o n r
o c l e a n z h y s e
u t h x x c i q y a s
r h e u m a t i c l c
a o a g o o d i t u u
b k r z e e a t v r r
h e t e e e t z l e u

active wash
clean
eat
fresh
fruit
good
heart
nutrition
rheumatic
smokefree
songs

Goanna Dreaming.

The painting and song are from Elliott and are from the Jingili and Mudburra people.



The traditional story is re-told in the song.

This makes the story into a very new thing, a song with rapping and beats and electric guitar played by Raymond Dixon. It is a great example of Keeping Culture Strong!

What happens in the story? We have broken the story into 15 parts. Number them in the right order so that the story makes sense. You could also cut out the Story Parts and glue them in the right order.

Order	Story Part
	They were on their way to a ceremony when they found some ochre
1	Once upon a time there were two goannas
	Jukaburri told Walanja that he would paint his back
	When it was done, Walanja looked at his back in the reflection, it was good!
	Now Walanja started to paint the other goanna's back
	One goanna wanted to crack the ochre to mix up paint to do a design
	When Jukaburri saw his bad design in the reflection, he got mad
	But Walanja was impatient, and didn't do a good job
	Now you'll never see those two goanna's hanging around together again
	When the fight was over Jukaburri said, "give me half your fat"
	From then on Jukaburri stayed on the plain
	The two goanna's had a big fight
	and Walanja went back to the desert

ACTIVITIES TO DO WITH YOUR TEACHER

This Yothu Yindi song is from their second album which came out in 1991.

Tribal Voice – Yothu Yindi

Verse 1

There's a wakening of a rainbow dawn
And the sun will rise up high
There's a whisper in the morning light
Saying get up and meet the day

Verse 2

But inside my mind there's a tribal voice
And it's speaking to me every day
And all I have to do is to make a choice
Cause I know there is no other way.

Chorus

All the people in the world are dreaming - get up, stand up
Some of us cry for the rights of survival now - get up, stand up
Saying c'mon c'mon stand up for your rights - get up, stand up
While others don't give a damn
They're all waiting for a perfect day
You better get up and fight for your rights
Don't be afraid of the move you make
You better listen to your tribal voice!

Verse 3

Well I wonder if it's part of history
Full of influence and mystery
From the spirits of my people
Who have just gone before
And the future of another day

Chorus

Tail

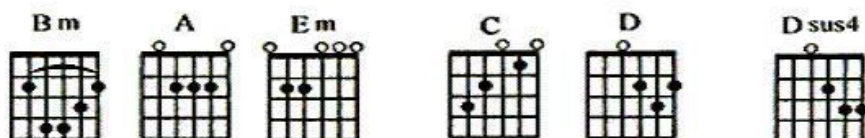
You better listen to your tribal voice!
You better listen to your tribal voice!
You better listen to your tribal voice!

ACTIVITIES TO DO WITH YOUR TEACHER

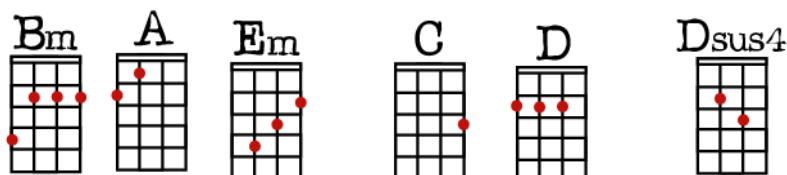


Now it's your turn. Learn how to play these chords then you can play the song. The first Bminor and A chords are only played for 2 beats each! Also, there is a trick in the "Get up, stand up!" bit. On guitar, if you use your little finger you can play anDsus4 to D pattern to get the accent

Guitar chords



Ukulele Chords



Verse

Bm / A /	Em / / /	Bm / A /	Em / / /
Bm / A /	Em / / /	Bm / A /	Em / / /

Chorus

C / / /	C / / /	D / / /	Dsus4 D Dsus4 D
C / / /	C / / /	D / / /	Dsus4 D Dsus4 D
C / / /	C / / /	D / / /	Dsus4 D Dsus4 D
Bm / A /	Em / / /	Bm / A /	Em / / /
Bm / A /	Em / / /	Bm / A /	Em / / /

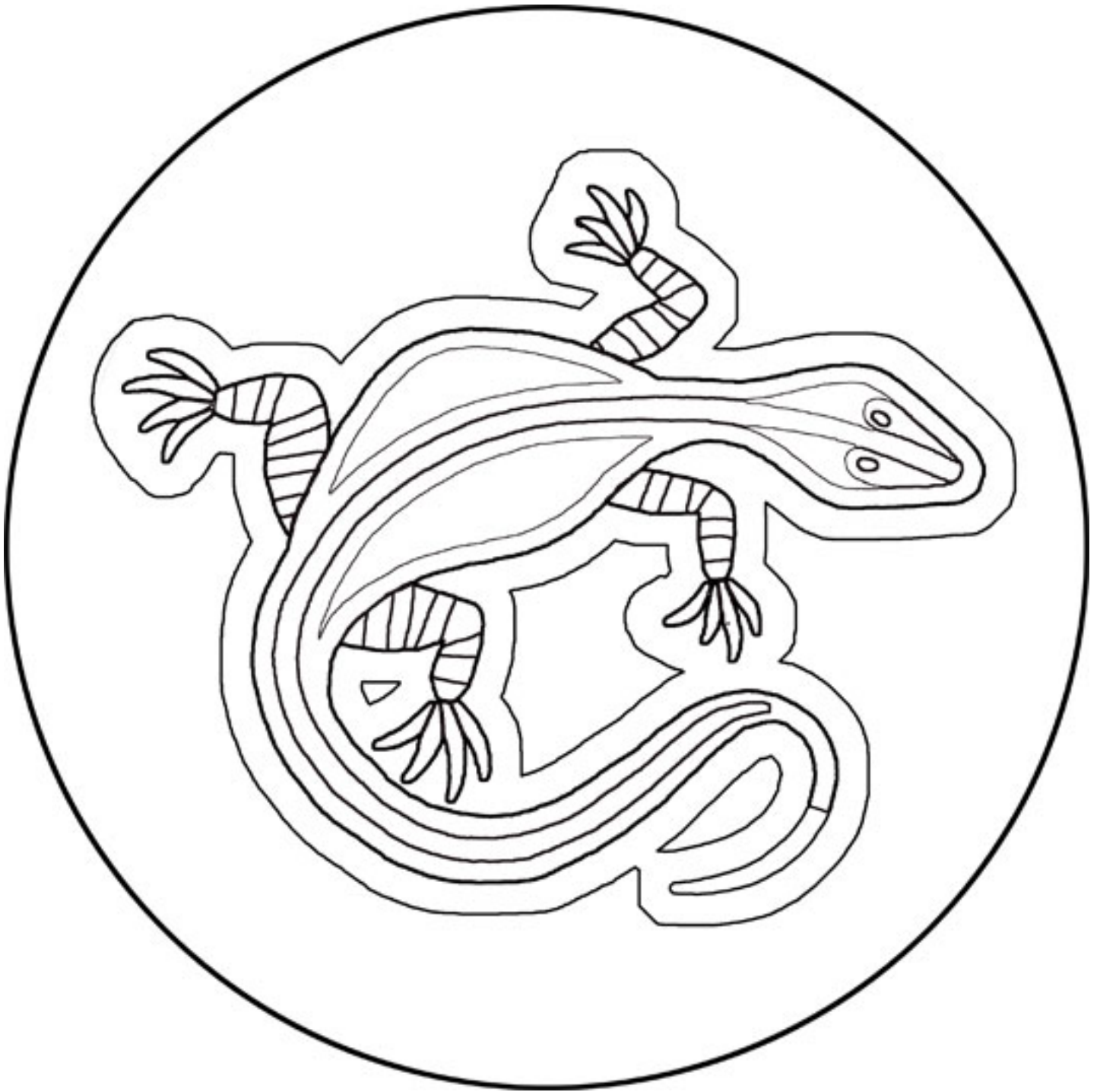
Chorus/tail (You better get up and fight for your rights)

D / / /	Em / / /	D / / /	Em / / /
D / / /	Em / / /	D / / /	Em / / /

Repeat this bit at the songs end

Now it's time for some Creative Art!

Here are some drawings of Goannas. Do your own design for them, but don't be impatient or rush the job – best work please!



ACTIVITIES TO DO ON YOUR OWN (OR WITH A FRIEND)



RL 3.1 Communication
SkP3.1 Arts skills and Processes
Me4.1 Creating Arts Ideas


Using these pictures, there are a few things you can do!

You can cut them out with scissors, place them over a background, take one photo, move the picture a little bit forward, take another photo, move it forward a little bit again.

Do this over and over and you have a photo series that can then be turned into an animation by importing the photos into moviemaker or imovie.

<http://www.wikihow.com/Make-a-Stop-Motion-Film-in-Windows-Movie-Maker>

https://www.youtube.com/watch?v=Lvpgud_p7es



ACTIVITIES TO DO WITH YOUR TEACHER

Now, you can plot out the story of the two Goannas using a *Storyboard*. This is what film makers do to work out how to film their stories. It breaks the story into separate shots. Breaking a story into it's separate bits is handy for any kind of writing exercise!


Goanna Storyboard



Scene # _____ Shot # _____




Scene # _____ Shot # _____




Scene # _____ Shot # _____



Scene # _____ Shot # _____



Scene # _____ Shot # _____



Scene # _____ Shot # _____

VAMPtv News

We would love to include your school news report on the VAMPtv News. Even if you don't make a news story for VAMPtv, you can still produce one for your own school. It could be video, or in words for a newsletter, or online blog. Check out this school blog from Galiwinku!

<https://letsobtainayield.wordpress.com>

What makes something a news story?

Anything you want can be news, but to be 'good' it has to be something that people will find interesting, or need to know, or means something to them. It depends on the audience! Stories are everywhere. It could be from your school, your community, the NT, Australia or even global. It could be new information (like the new record label from CAAMA), or explain something (like fire management) or telling what happened – reporting - like Cyclone Lam.

Be curious! Something you find interesting will probably be interesting to others!

One way to decide what news to follow is to hold an 'editorial meeting'. Get together as a class to talk about what you will cover in your news

Gathering news: key points

- After you've found your story you need to start gathering all the facts to tell the story.
- Remember the 5 Ws – What, Who, Where, When and Why – and don't forget How.
- Facts are the building blocks of news – gather you own facts and statistics, and check them very carefully.
- Interview people who have been affected by the story or who know a lot about it.
- Get as much background information as well before you set off for an interview so you can ask the right questions.
- Make sure you know the difference between a fact and an opinion. A fact is beyond dispute, whereas an opinion is someone's view – it's one person's view.
- Try to balance different opinions in your report – it's important to be impartial.

<http://www.bbc.co.uk/schoolreport/27696357>

Good Luck and please consider getting your news item onto VAMPtv, you can contact us via

mail@vamptv.com.au

If you have an idea but are not sure how to go about it, or would like help, get in touch, we might be able to help you!

