



VAMPtv
vamp.tv.com.au
CREATIVE ENERGY ONLINE



Series 4 Episode 51

Warning: Aboriginal and Torres Strait Islander readers should be aware that this document may contain images or names of people who have since passed away. Teachers should use discretion and sensitivity when using this content with their students.

Note to teachers:

As always, we are looking for feedback from teachers to ensure that these notes are providing genuine learning opportunities for students. We would also love input from teachers. If you have any suggestions for activities, or activities you have come up with for your class, please get in touch with us.

VAMPtv – Production team.

Rod Balaam
VAMPtv School Liaison
Rodney.Balaam@ntschoools.net

EP51 - <http://web.ntschoools.net/w/NTMS/Pages/Episodes.aspx?pbs=51&pid=4>

Unified word puzzle	Wallace Rockhole colouring	Yirrmal, biography, Yirrkala
Don't Worry, Mutitjulu	Numbulwar Who do you like?	Shout out Pularumpi
Music4Life	Skinnyfish road safety	Centralian Senior College
CSC, Art, painting	Gurindji Man, Kalkaringi	Karungkani Band
Yirrmal boarding school		

ACTIVITIES TO DO ON YOUR OWN (OR WITH A FRIEND!)

Unified

Tyrone Spencer aka T-Bone is featured in this hip-hop track about Warlpiri culture staying strong in Yuendumu. Music Video produced by PAW Media in collaboration with Mt Theo Program's Jaru Pirjirdi, WETT Youth and Media training. The track was recorded, performed and produced by T-Bone, Monkeymarc and Elftranzporter as part of InCite Youth Arts.



Unified

h r e s p e c t w l t q
o l k w s t r e n g t h
u v k n t t t q f g a s
s m l b o i z y q o n b
e f c z m w x e v y q x
r l a u c u l t u r e m
d b c m n g i e j w k g
r i s e i i k f d p e x
w d f o a l f a z g p t
k e n e r g y i h o e t
o u h h d g z x e h n i
a l i v e v x s r d t e

alive
culture
energy
family
house
knowledge
respect
rise
strength
unified
zone

ACTIVITIES TO DO ON YOUR OWN (OR WITH A FRIEND)

Yirmal

This story is about a student who has traveled to Geelong in Victoria to attend school. While there he has got a band together and has been helping to show students in Victoria a little about Yolngu Culture.

It is a fact that not many people, especially young people, 'down south' know that much about the lives of teenagers that live in the bush.

Art can be a really effective way to 'educate' people about different cultures. Music, dance, film, visual art, poems, all these things tell a story.

Can you draw a picture (or make a film, write a song, etc.) that communicates something about your life? To help plan, first fill in this list of things that you could include

My Life

RL 3.1 Communication
L 3.2 Sociocultural understanding
CrA3.1 Creating Arts Ideas

Things I do, _____

Things that are important to me _____

Things I believe _____

ACTIVITIES TO DO ON YOUR OWN (OR WITH A FRIEND)

Central Country – Centralian Senior College Banner.

This is a very large canvas that the students painted.



- 1 Which direction do you need to travel from Alice Springs to get to Alyawarr country?

- 2 Which direction would you need to travel to get from Southern Arrernte country to Alice Springs?

- 3 What is the Arrernte word for Alice Springs? _____
- 4 What is the name of a language group that starts with the letter "L"? _____
- 5 What colour is the Warlpiri country on this map? _____



Don't Worry, Be Happy

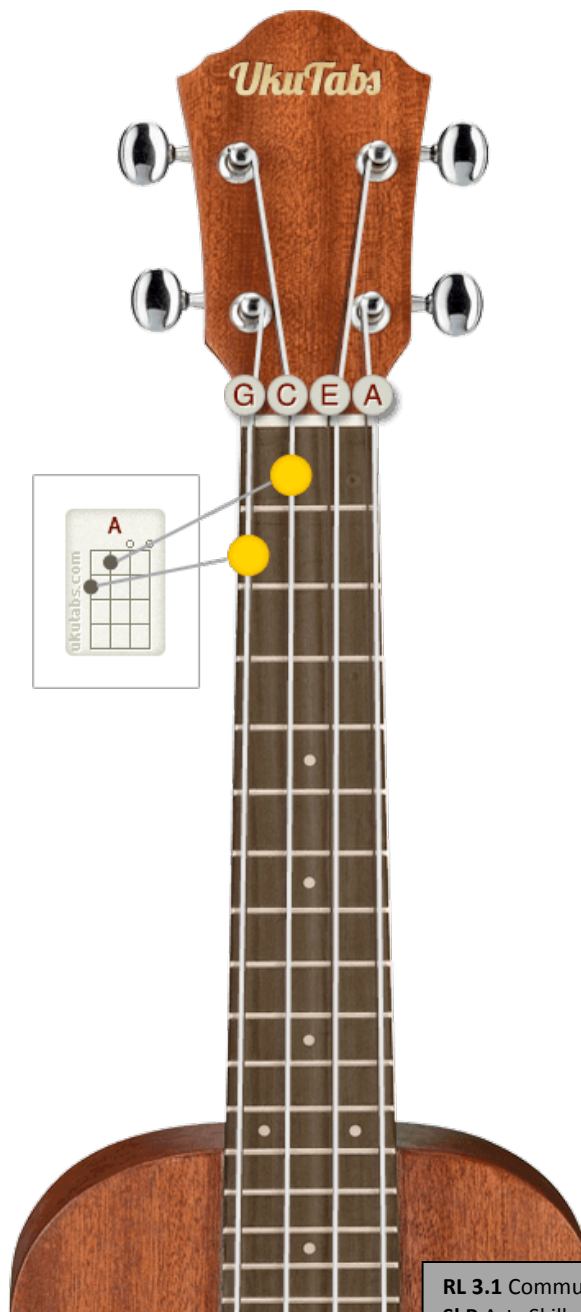
This week the Music4Life song comes from Mutitjulu and is an old song by Bobby MCFerrin. It has 2 chords so is pretty easy to play on a guitar or Ukulele!

Ukulele Chords

When you look at a Chord Diagram, what does it mean? This picture shows you how to 'read' the diagram.

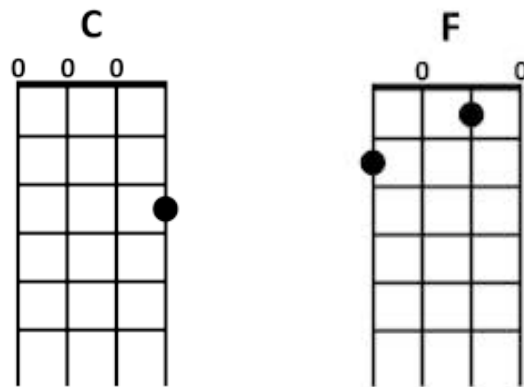


The ukulele is held this way

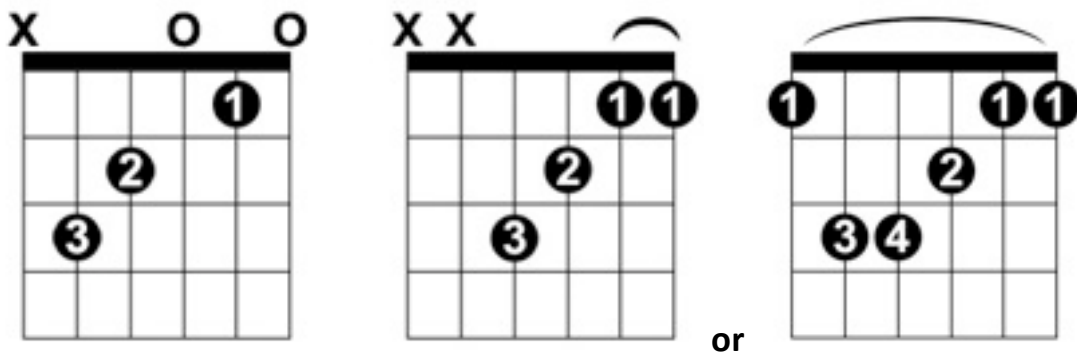


Don't Worry, Be Happy

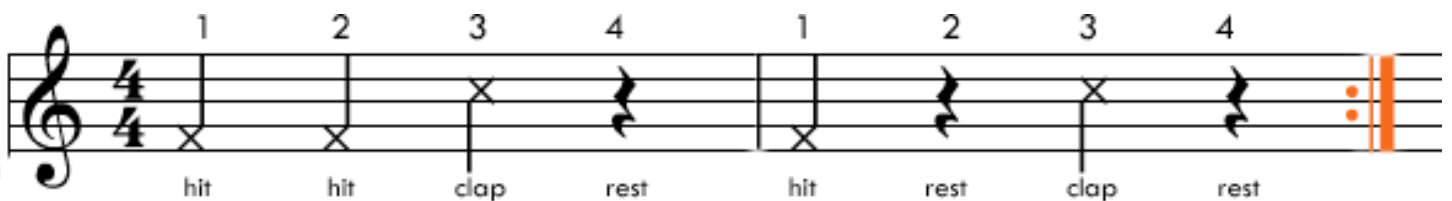
Ukulele Chords



Guitar Chords



The students at Mutitjulu also play a cool rhythm in this song. You can play this too! Rhythmic notation is easy to read!



- Count the beats, one, two, three, four, one two, three, four.
- The first two hits (try on the table) are on the beats 1 and 2. The third hit (try clapping) is on beat number three. Then there is a rest, no sound, on beat 4.
- The second group of 4, there is one hit on beat number 1, then a rest, then a clap on beat three, then another rest.
- The Red symbol at the end means “REPEAT”. So you do the whole thing again.

"Don't Worry, Be Happy"

C

Here's a little song I wrote

F

You might want to sing it note for note

C

Don't worry be happy

'Cause when you worry
Your face will frown

F

And that will bring everybody down

C

So don't worry, be happy
Don't worry, be happy

Doh, ooh ooh ooh oo-oooh ooh oo-oooh ooh ooh oo-oooh

F

(Don't worry, be Happy)
Doh oo-oooh ooh ooh oo-oooh
(Don't worry, be Happy)

Changing Chords

You can follow the lyrics to know when to change chords.

Or count the beats.

The first "C" chord goes for 8 beats, then 16 beats of "F", back to 8 beats of "C", then REPEAT

C / / /	C / / /
F / / /	F / / /
F / / /	F / / /
C / / /	C / / / :

